

NEVERLAND

ILLUMINATED TRAIL



CULTURE
CREATIVE

RG LIVE



SONY MUSIC



Once upon a time...

The story of Peter Pan, created by JM Barrie, follows the adventures of a mischievous boy who can fly and refuses to grow up, an illuminated trail now exists that allows audiences to follow Peter's adventures, and is available to tour.

Departure for Neverland

In Edwardian London, Peter Pan visits the nursery of the Darling family to listen to Mrs. Darling's bedtime stories. After his shadow is captured by the family dog, Nana, Peter returns one night with his fairy companion, Tinkerbell, to retrieve it. He awakens the eldest daughter, Wendy, who sews his shadow back on. Peter then convinces Wendy and her brothers, John and Michael, to fly away with him to Neverland, a magical island where children never age.

Life in Neverland

Upon arrival, the Darlings meet the Lost Boys, a group of forgotten children for whom Wendy becomes a mother figure. Their time is filled with adventures involving mermaids, Native Americans, and the villainous Captain Hook. Hook seeks revenge on Peter for cutting off his hand and feeding it to a crocodile, which now follows the pirate, ticking with the clock it swallowed.

The Final Battle and Return

The conflict peaks when Captain Hook kidnaps the Darlings and the Lost Boys while Peter is away. Peter rescues them, defeating Hook in a final duel that ends with the pirate being chased away (or consumed) by the crocodile.

IMAGE: Tinkerbell's sparkles will lead audiences through the trail hidden in amongst the the natural environment of the host venue

TOWER BRIDGE



IMAGE: Tower Bridge - Entrance Archway
5m (h) x 6m (w)

The journey begins in London, where visitors pass beneath the iconic Tower Bridge, hearing the enchanting words of Peter Pan: "second to the right... and straight on till morning." As you walk under the watchful gaze of Big Ben's clock faces, the vibrant City of London unfolds before you, revealing the modern landscape we recognize today, including the renowned Great Ormond Street Hospital, to which JM Barrie bequeathed the rights of Peter Pan.



IMAGE: Big Ben clock arches [2.6m (h) x 5m (w)]
and faces of Big Ben showing times pertinent to
Peter Pan Story



IMAGE: Big Ben and Parliament
6m (h) x 3.5m (w)



IMAGE: Great Ormond Street Hospital
GOSH 4.5m (h) x 4.5m (w)



IMAGE: London Cityscape

ES S C H O O L I N G D A R L I N G

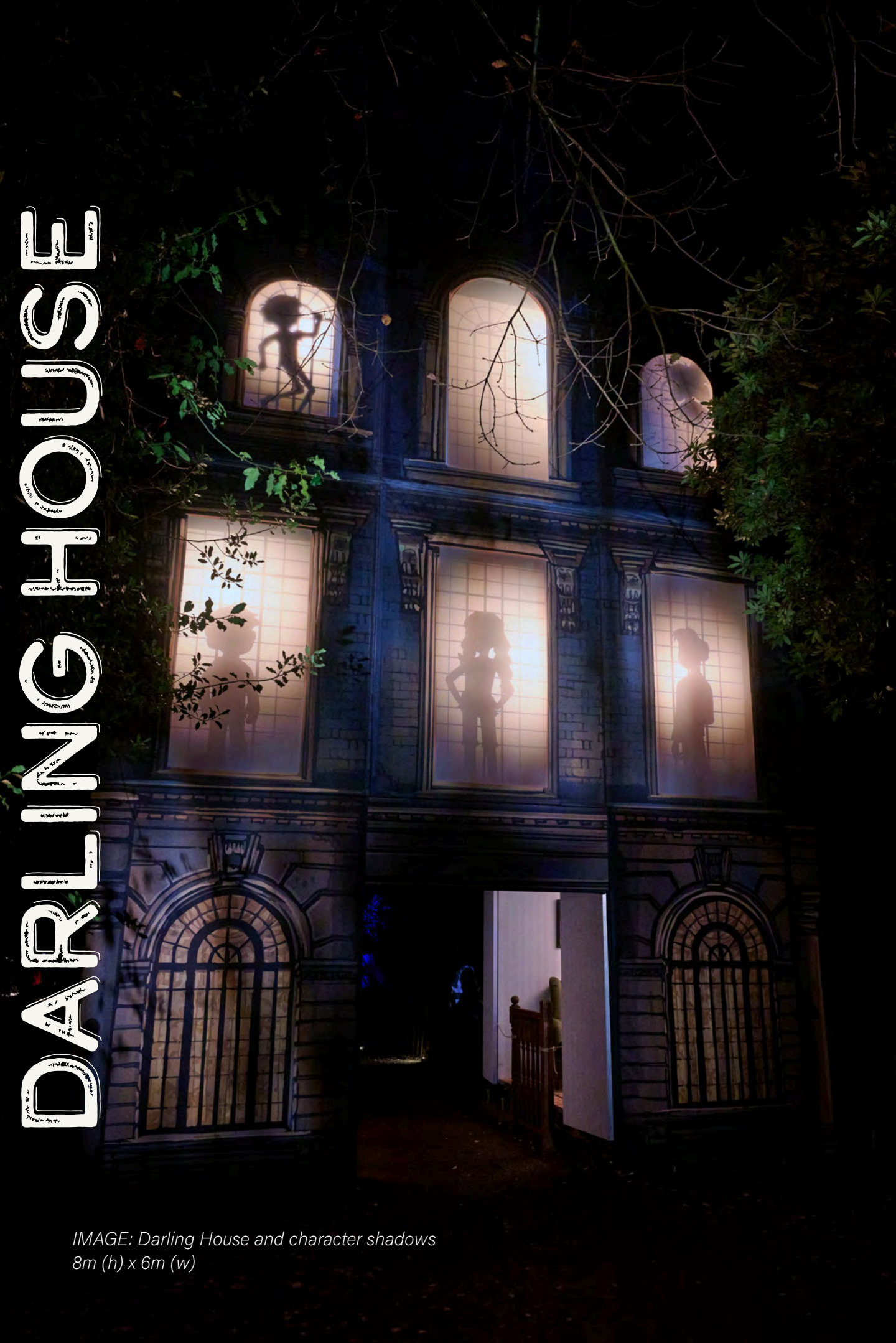


IMAGE: Darling House and character shadows
8m (h) x 6m (w)



IMAGE: Nana Puppet



IMAGE: Nana Kennel

As the London City scene concludes, the Darling's residence emerges, with the silhouettes of the main characters dancing in the windows. As you stroll through the house, a stunning array of lamps unfolds before your eyes, with Tinkerbell gracefully darting from lamp to lamp, lighting your path through this enchanting landscape.



IMAGE: Darling House inside room

Upon leaving the lamps, visitors are welcomed by Nana the dog, whose cozy kennel is nearby for her to take a break when needed. Nana, depicted as a puppet, engages directly with the audience along the trail, necessitating an area to effectively handle a stationary crowd.

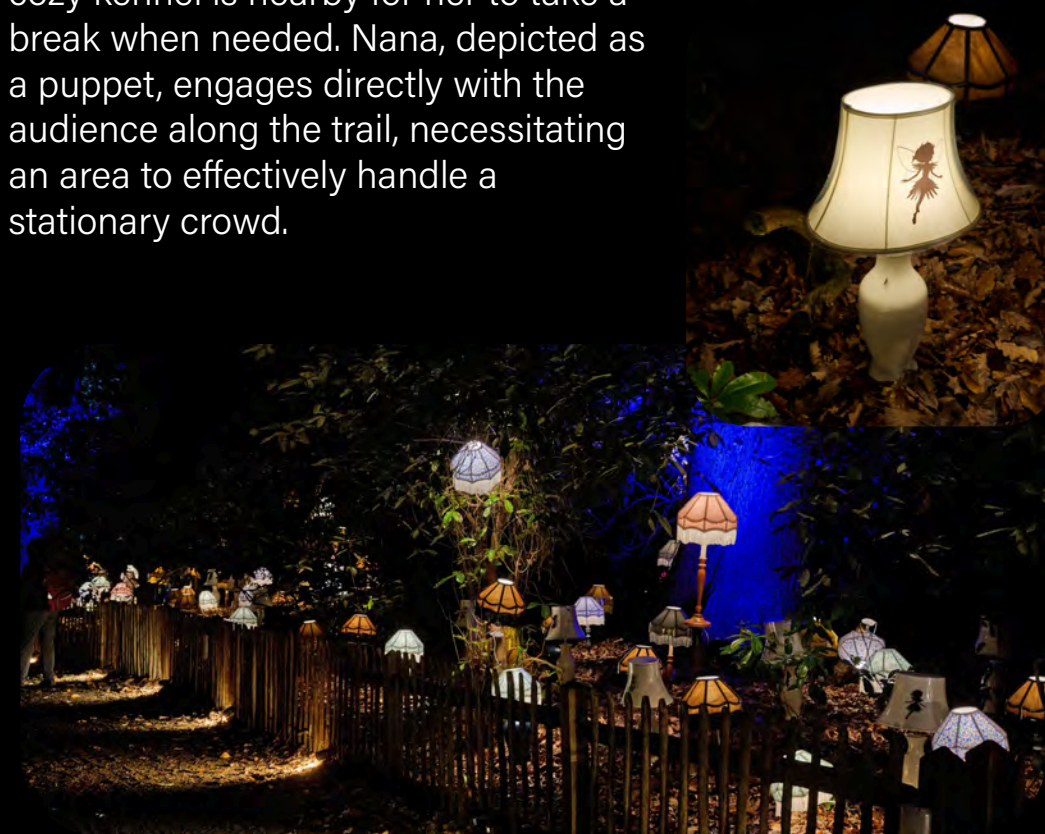


IMAGE: Lamp Vista and Tink Lamps

NEVERLAND

IMAGE: NEVERLAND selfie sign - this sign can be placed anywhere on trail
Min 1.5m (h) x 6m (w) spacing can be extended to suit site

Upon departing the charming Darling House, you step into the enchanting Kensington Gardens, a place where Wendy once immersed herself in the pages of her beloved books, sharing tales of whimsical fairies and magical realms.

The majestic arches provide perfect opportunities for memorable selfies or can be transformed into a delightful tunnel adorned with books soaring above, all while being enveloped by a vibrant array of blooming flowers.

IMAGE: Kensington Gardens & story books

IMAGE: Kensington Gardens & story books

As the narrative unfolds, the audiences in London find themselves journeying through a tunnel, a magical threshold where Peter, Wendy, Tinkerbell, and the boys gracefully soar above them, embarking on their enchanting adventure to Neverland.

This pivotal moment serves as a bridge between the two halves of the tale—beginning in the familiar realm of London and culminating in the wondrous land of Neverland. Yet, it is important to note that, regardless of their adventures, audiences will inevitably return to London at the conclusion of their journey.



IMAGE: Return to London sign



THROUGH THE FAIRY DUST...

In the enchanting journey between London and Neverland, and once more as they depart from the magical realm, the audience finds themselves surrounded by a shimmering trail of 'Fairy Dust' where Tinkerbell joyfully welcomes them and bids a heartfelt farewell to all adventurers embarking on the Neverland experience.

NEVERLAND



Upon arriving in the enchanting realm of Neverland, the path unfolds into a whimsical world filled with delightful fairy houses, towering mushrooms, a vibrant Native American camp, the mystical trees of the Lost Boys adorned with their charming fairy doors, Wendy's cozy home, and an abundance of wonders yet to be discovered.



IMAGE: Wendy's House Selfie Moment & Lost Boys Trees



IMAGE: Neverland Mushrooms



IMAGE: Native Americans, Fairy Houses & Mushrooms

MERMAID'S LAGOON



IMAGE: Mermaid Lamps

Transitioning from the land, the narrative gracefully shifts to the enchanting realm of water, where the mesmerizing Mermaids Lagoon beckons visitors to traverse a captivating expanse of blue, illuminated by shimmering fiber optics.

Here, ethereal projections of mermaids dance around, while enchanting mermaid lamps guide the way beneath the gentle sway of jellyfish. As hazy bubbles fill the air, audiences are fully enveloped in a magical underwater experience, deepening the sense of wonder as they explore this aquatic paradise.



IMAGE: Mermaid's Lagoon - fibre optic sea



IMAGE: Mermaid's Lagoon - floor projection



IMAGE: Mermaid's Lagoon - Jellyfish

In a breathtaking spectacle, the drama unfolds on the trail, with Skull Rock majestically soaring above, bathed in the glow of fire.

CROCODILE CREEK



Crocodile Creek features a striking centerpiece: an animatronic crocodile positioned amidst a captivating array of clocks, varying in size from large to small, creating a magnificent display in sheer numbers. This remarkable creature has its mouth perpetually opening and closing, seamlessly integrated into the enchanting landscape.

Internally illuminated clocks are expertly programmed, to ring throughout the entire installation, enhancing the immersive experience for all who visit.



IMAGE: The Croc - 6m (l) x 2m (h)




IMAGE: Hook and the Galleon - 21.5m (l) x 18m (h)

The grand finale of the trail should, where space permits, feature the majestic galleon alongside its equally formidable captain, Captain Hook.

This iconic galleon can be designed as either a one-sided or two-sided installation, depending on the specific location, which must have crane access for proper rigging.

Enhancing the experience, an actor will be present to engage with the audience as they stroll by, adding a layer of interaction to the spectacle. In situations where space is limited, we are creatively exploring innovative methods to position Hook on the galleon, ensuring that the magic of this encounter remains captivating for all.



IMAGE: Hook and the Galleon for scale

SELFIE MOMENTS & CHARACTER PROJECTIONS



IMAGE: Fight Scene on a second ship sail



IMAGE: Character projections



IMAGE: Peter Pan - Make your own shadow

Lamps create a connecting constant through the trail and have a specific reference to each section of the trail they sit in.



IMAGE: Victorian Lamps through the streets of London



IMAGE: Carriage Lamps though Kensington Gardens



IMAGE: Flame Lamps with Native Americans



IMAGE: Fire Spheres in Skull Rock



IMAGE: Tink Lamp Vista



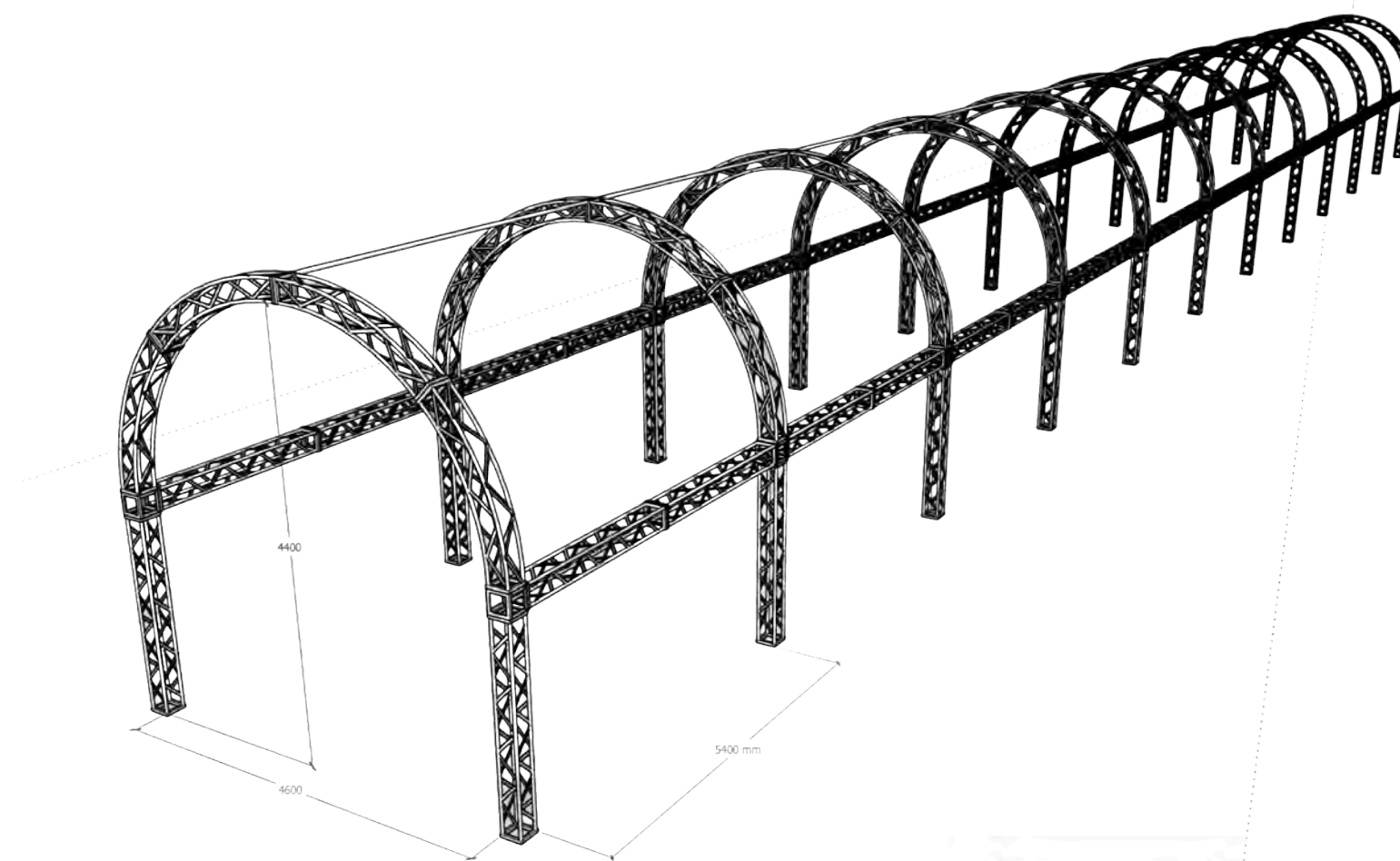
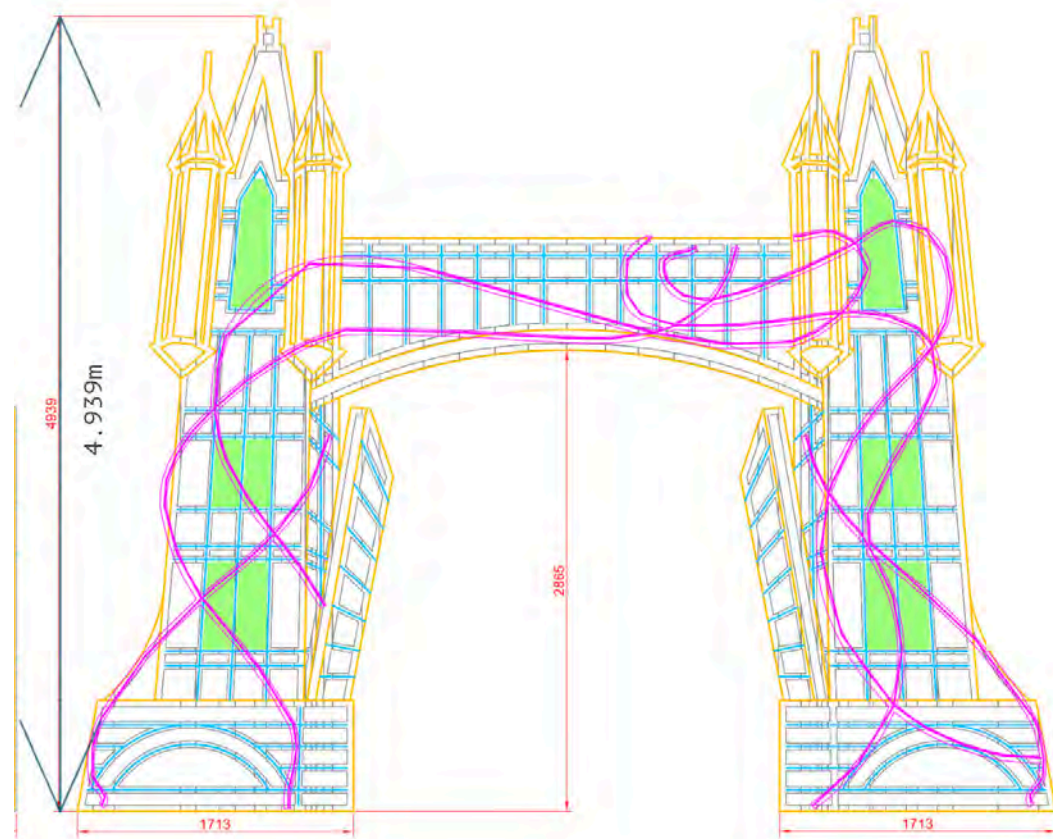
IMAGE: Fairy lamps in Neverland Island



IMAGE: Mermaid Lamps in the Lagoon



SPACE REQUIRED



Some examples of technical drawings of the large pieces of installation included in the show. Details of all installations will be made available on conclusion of contract.

